



# WELCOME TO YEAR 6



## ELM CLASS

**MRS McLEOD**



## JUNIPER CLASS

**MISS GEORGE** (Tue-Fri)



**MRS BRYAN** (Mon)




## Year 6 HLTA/TA Team

**MRS HERBERT, MRS WAN, MRS STONE**





# AIMS For Yr6



To support the children to continue to grow as confident and independent learners and to help them prepare for Secondary School.

- \* Encouragement
- \* Care
- \* Support
- \* Expectation
- \* Challenge
- \* Reward
- \* Intervention
- \* Boundaries





# CURRICULUM for the Year

Available on the Website (please ask if you would like a paper copy)




TERM/THEME	AUTUMN 1 SOUTH AMERICA	AUTUMN 2 WWI	SPRING 1 WWII	SPRING 2 WWII	SUMMER 1 OUR WORLD / SATS	SUMMER 2 PRODUCTION / MOVING ON
TRIPS/ WORKSHOPS	Zoo Workshop (Science - Classification/Adaptation)	Ashecombe Visit (Taster)	The Priory School (Reading Zone)	Junior Citizen (PSHE) Henley Fort (History - WWII)	Bowling / Later Quest Trip (Transition)	Buddhist Temple Wimbledon (RE - Buddhism) Guildford Cathedral (Transition)
ENGLISH	Reading Comprehension The Boy, the Mole, the Fox and the Horse by Charlie Mackesy - illustrated story, description, feelings, slogan writing, GCSE with PSHE and Art) Tiger by William Blake - Classic poetry / independent poetry Mosses by T.S. Eliot - narrative poetry Wanted Poster Lego Creature (NOR) COLLECTION SATS Assessment	Reading Comprehension Boy by Roald Dahl - Autobiography - descriptive writing COLLECTION, dialogue COLLECTION, advertisement The Christmas Truce - WWI - Newspaper recount COLLECTION Coming Home by Michael Morpurgo - Journey Writing COLLECTION	Reading Comprehension Carrie's War by Nina Bowden - Journey COLLECTION Edie Benson Diary by Vicky Cross - diary writing COLLECTION SATS Assessment	Reading Comprehension Brightstorm by Vashit Hardy - Persuasive Argument COLLECTION Henley Fort Visit Recount Non-Fiction Recount COLLECTION Easter Pause Week SATS Assessment	Reading Comprehension Rose Blanche by Ian McEwan (picture book) - descriptive writing COLLECTION The Water Tower by Gary Crew and Steven Woolman - descriptive writing COLLECTION Superheroes - Biography COLLECTION Short writes and SpAa revision. SATS	Reading Comprehension Year Book Writing - self reflection Reflective writing - Report Covers Production based English
SPAG	Weekly Spelling and Grammar lessons linked to Literacy Units and NC Spelling Requirements Guided Reading sessions					
	Recap key grammar from Year 5 Word Classes, General punctuation Relative pronouns Clauses - subordinating and co-ordinating conjunctions Parentheses, Noun phrases	Subject, verb, object, passive voice Modal verbs Colons Prepositional phrases Semi-colons	Revision based on grid analysis of SATS Assessment	Revision based on grid analysis of SATS Assessment	Revision based on grid analysis of SATS Assessment	Revision based on grid analysis of SATS Assessment
NUMERACY	Mental Maths and Fluency, Assessment, Place Value, Addition, Subtraction, Subtraction with money, Multiplication - Weekly Times Tables	Mental Maths and Fluency, Multiplication, Division, Division and Multiplication word problems - Weekly Times Tables	Mental Maths and Fluency, Fractions / Percentages, Decimals, Assessment Week - Weekly Times Tables	Mental Maths and Fluency, Decimals, Measure, Perimeter and Area, Perimeter and Area - Weekly Times Tables	Mental Maths and Fluency, Shape - Properties and Measures, Press Room - Statistics - Weekly Times Tables	Statistics, Revision, Assessment Week, Review, Coordinates, Fractions, Problem solving - Weekly Times Tables
SCIENCE	Living things and their habitats Describe how living things are classified into broad groups according to common observable characteristics and based on similarities and differences, including micro-organisms, plants and animals give reasons for classifying plants and animals based on specific characteristics	Animals including humans Identify and name the main parts of the human circulatory system, and describe the functions of the heart, blood vessels and blood recognise the impact of diet, exercise, drugs and lifestyle on the way their bodies function describe the ways in which nutrients and water are transported within animals, including humans	Light recognise that light appears to travel in straight lines use the idea that light travels in straight lines to explain that objects are seen because they give out or reflect light into the eye explain that we see things because light travels from light sources to our eyes or from light sources to objects and then to our eyes use the idea that light travels in straight lines to explain why shadows have the same shape as the objects that cast them	Evolution and Inheritance recognise that living things have changed over time and that fossils provide information about living things that inhabited the Earth millions of years ago recognise that living things produce offspring of the same kind, but normally offspring vary and are not identical to their parents identify how animals and plants are adapted to suit their environment in different ways and that adaptation may lead to evolution	Electricity investigate the brightness of a lamp or the volume of a motor with the number and voltage of cells used in the circuit compare and give reasons for variations in how components function, including the brightness of bulbs, the loudness of buzzers and the on/off position of switches use recognised symbols when representing a simple circuit in a diagram	PRODUCTION
GEOGRAPHY	South America Study Compare South America to North America Identify trade and economic relationships between South and North America What are the countries of South America? What is the climate of South America? What are the major mountains of South America and what can we find out about them? What is trade? What products are exported from South America?			Geography: Global Warming and Climate Change Are we damaging our world? Exploring global warming and climate change and the impact on business Are we damaging the world? What are minerals and do we have an endless supply? Where does energy come from? Why should we protect the oceans?		

TERM/THEME	AUTUMN 1 SOUTH AMERICA	AUTUMN 2 WWI	SPRING 1 WWII	SPRING 2 WWII	SUMMER 1 OUR WORLD / SATS	SUMMER 2 PRODUCTION / MOVING ON
HISTORY		WWI - Causes (e.g. War, Trench Warfare, The Home Front, Propaganda, remembrance and The Christmas Truce (English XC))	WWII, Chronology, Causes, Leaders, Countries, Evacuation and the War at Home, Rationing, Blitz and The Battle of Britain, D-Day and the End of the War		The Mayan Civilisation Why should we remember the Mayan?	PRODUCTION
COMPUTING	Online Safety - Rules Communication Unit	Online Safety - Online Relationships Web Page Creation (Google Slides / MS PPT)	Online Safety - Images - STD Variables in games (Scratch)	Online Safety - Social Network Introduction to spreadsheets (MS Excel)	Online Safety - Respect 3D Modelling (Tinkercad)	Online Safety - Safe Gaming Sensing (Micro:bit / MS Make Code)
Extra Computing - IT	CAD - Link to DT Learn to Type (BBC Dinosaur/Typing club)	MS Excel (Graphs - Science)	STD - Publisher - Poster	Scrapbook (Pexki) - Superheroes	Crumble (Link to DT)	MS Office - Year Book creation.
RE	CHRISTIANITY- Trinity - How is God Three and yet One?	HINDU (SANATAN) DHARMA- Why should Hindus live a good life?	CHRISTIANITY- For Christians, what difference does it make to belong to God's Kingdom?	CHRISTIANITY- BIBLE EXPLORERS NT What do Christians believe about the Messiah?	BUDDHISM- What is the 'Buddhist way of life'?	THEMATIC- Who am I and where do I belong?
PHSE	Being Me in My World Celebrating Difference			Dreams and Goals Healthy Me (Including RSE Chris Winter lessons and RESPECT lessons Spring 1)		Relationships Changing Me Smart Moves - Moving on (set of 20 lessons about how to cope with moving on)
DT	Textiles - Christmas Decorations Join textiles with a combination of stitching techniques (eg, back stitch, cross stitch and running stitch, attaching a button) Use the qualities of materials to create suitable visual and tactile effects in the decoration of textiles (such as a soft decoration for comfort on a cushion) POAP - Using computer aided design in textiles			Food Understand seasonality, and know where and how a variety of ingredients are grown, reared, caught and processed Prepare and cook a variety of predominantly savoury dishes using a range of cooking techniques as independently as possible Understand and apply the principles of a healthy and varied diet. Describe what to do to be hygienic and safe. Measure accurately and calculate ratios of ingredients to scale up or down from a recipe. POAP - Celebrating culture and seasonality (SOUTH AMERICA - CREATING CULTURAL FOOD)		Apply their understanding of computing to program, monitor and control their products. Understand how key events and individuals in design and technology have helped shape the world Plan and develop ideas through discussion, annotated sketches, exploded diagrams, pattern types and computer aided design. POAP - Electrical Systems - Monitoring and Control and Stone Complex switches and circuits (SCIENCE - ELECTRICITY AND COMPUTING - CRUMBLE)
ART	Self Portrait Assessment Scrapbook - The Boy, the Mole, the Fox and the Horse Unit. Shading, pen and ink, watercolours, clay. Landscape watercolour / collage Collage - name plates Famous Artists - Charlie Mackesy	Pappy Art - collage / print Christmas (Northern Lights) - Landscapes reverse art, paint, pastels, collage	War artists and photographers, including Henry Moore, in wartime London. Strong focus on perspective Charcoal / sketching / shading / monochrome Stencil repeated printing	Herbert Mason's iconic photograph of St Paul's Cathedral. Collage, paint, pastels	Modern/Urban/Pop Art Topic - Graffiti and Urban artists. Keith Haring / Banksy Optical Illusion, graffiti, colour, modern art	Frida Kahlo Drawing - Line, patterns and texture Year Book Art Production Art Trainer Assessment
MUSIC	Change Rhythm - Happy	Classroom Jazz 2	Benjamin Britten - New Year carol	Music and identity.	You've got a friend	Production rehearsals
MFL	Revision of basic conversations, likes/dislikes, transport and weather	School Life: preferences and being able to give a reason using 'because'	Jealous - I can (developing the use of infinitives)	Sport - expressing preferences and using 'because'	Using previously gained knowledge to order a meal in a French café or restaurant	Practical French
PE	Outdoors - sports hall athletics, sports leaders Indoors - gymnastics	Outdoors - tag rugby Indoors - Dance	Outdoors - basketball Indoors - dance	Outdoors - Lacrosse Indoors - gymnastics	Outdoors - cricket Outdoors - Athletics	Outdoors - volleyball Outdoors - badminton



# SATS




- These will take place w/b 11th May 2026
- SATs tests will be in Maths, Reading and Grammar.
- Writing is teacher assessed. The children will be preparing a writing collection throughout the year that may be moderated at the end of June.
- There will be a SATS meeting early in the Spring term after we have received the final guidance.





# UNIFORM



(List and suppliers available on the Website)

**PLEASE MAKE SURE ALL UNIFORM IS CLEARLY NAMED**

Please see handout or check the Uniform page on the Website.

At St Paul's we feel that uniform is really important as it helps us to feel together as a community and to take pride in our sense of unity. We have simplified our uniform so that we have just one uniform all year round.

**Uniform (All year round) – All Years**

- Logo embossed navy-blue sweatshirt or cardigan
- Pale blue polo shirt with logo
- Navy-blue trousers/shorts or Navy-blue skirt/pinafore
- Plain Navy-blue socks or plain Navy-blue tights.
- Black school shoes – not trainers or ankle boots (unless special permission is given)
- Sky blue and white checked summer dress (Summer alternative only between Easter and October half term).
- White socks
- Pac-a-mac (to be kept in back-pack at all times).
- Warm coat for Winter (bright colours are preferable due to safety when walking to and from school on dark/dim mornings or afternoons).

**PE Uniform**

- Logo embossed Navy-blue PE T-Shirt
- Navy-blue shorts or ~~skirt~~ – no shorter than mid-thigh
- Plain navy-blue joggers or plain navy-blue leggings (no logos, stripes or colours).
- Logo embossed navy-blue sweatshirt OR Logo embossed navy-blue hoodie. (Please note: cardigans cannot be worn for PE for safety reasons).
- School Shoes (as above) – to be worn into School on PE Days
- Navy-blue socks (no tights please).
- Logo embossed PE Bag (available from the School Office) containing:
  - Trainers (these should be kept in School in good condition).
  - A plain Navy-blue base layer top may be worn for extra warmth if required under school tops or PE tops. Base layers should not be worn under shorts, as all children can wear Navy-blue joggers/leggings.

All uniform items should be clean, clearly labelled with the child's name and in good condition.

Hair should be tied up if it is shoulder length or longer and the hair band should be plain and either, blue, black, brown or white.

Jewellery should be worn except for plain, small gold or silver stud earrings. Earrings MUST NOT be worn on PE days.

School uniform is available locally at a reasonable cost (see below or on our website for stockists). There is an ample stock of second hand uniform (organised by FOSPA), if you would like to purchase some, please make enquiries through the school office.

If you have any questions, please contact the School Office via the contact page on our website or by email to [info@stpauls-dorking.surrey.sch.uk](mailto:info@stpauls-dorking.surrey.sch.uk) or by telephone on 01306-383547.

Logo items are stocked by these suppliers:

Love Your Logo/In-Press Promotions,  
Ashcombe House  
London Road  
Dorking

Or online at:

Love Your Logo: <http://www.loveyourlogoschoolwear.com/>


School Trends: <http://www.schooltrendsonline.com/schools/StPaulsPrimarySchoolrh42hs> (sample sizes are available in the school office)

My Clothing: <https://myclothing.com/ueslink/5881.school?i=1587628735044> (formerly Tesco Uniform)





# PE Days



PE Days for Year 6 are Tuesday (Out) and Friday (In).

Please remember that the children need to come into School in **PE KIT** on PE days (wearing school shoes to School and with trainers in a School PE Bag that should be kept at School - this is so that they can play on the field on other days).



A navy tracksuit is essential for cold weather.

As the children are maturing, they might like to bring a deodorant in their bag for hot days or PE days - this must be a roll-on deodorant only.


Children must not wear earrings on PE Days.







# OTHER EQUIPMENT



**PLEASE MAKE SURE EVERYTHING IS CLEARLY NAMED.**

**Pencil Case** (small - needs to fit in tray) - this will need to stay at school. All available, at cost, at the Stationery Shop (open every Lunchtime 12:05-12:15). Please order via SCOPAY.


**Small Backpack** to carry Lunch / Book / extra colouring pens/pencils if wanted.





# TRIPS / EVENTS

*(Proposed for 25.26)*



Zoo Workshop (*Science*) - October 10<sup>th</sup> (in School)

The Ashcombe School (*Drama visit*) - 11<sup>th</sup> November

Henley Fort (*Residential - History - WWII*) - March 25<sup>th</sup> / 26<sup>th</sup>

Junior Citizen (*PSHE/Transition*) - March '25 (TBC)

Bowling and Laser Quest Trip (*End of SATs celebration*) - 15<sup>th</sup> May

Buddhist Temple, Wimbledon (*RE - Buddhism*) - TBC

Guildford Cathedral (*Leavers Service*) - 17<sup>th</sup> June

Year 6 Production - TBC

Year 6 Leavers Party - TBC


Year 6 Leavers Service (St Paul's Church) - 22<sup>nd</sup> July







# HOMework



## Year 6 - Homework Guidance



For Year 6 Homework will be set using Microsoft TEAMS.

As most Secondary Schools use either Microsoft TEAMS, Google Classroom or a similar platform, our aim is to help the children to understand how to access and submit their Homework this way.

*The children can access Teams using their normal login via **O365.com** (on any internet browser) or the **Teams app** available on Apple or Google.*

Weekly homework will be set on a **Friday** after school and we ask that it is handed in (on Teams or on paper) by the following **Friday**. *Homework will not normally be set in the week before, or during, a School Holiday (except during the Easter Holidays when optional SATs revision will be set). However, we do encourage the children to continue with their reading practice and to complete their Reading Records during holidays.*

**Below are the Homework expectations for Year 6. These will be explained further during the Meet the Teacher meetings at the beginning of the year (please go to the Year Group pages on the School Website for the slides from these meetings).**

### Year 6

**The following Homework will be set each week:**

**Reading** - 20 minutes (or more!) reading **per day**. Collect **5 WOW** words per week and look up their meanings in a dictionary. All reading (and WOW words) should be recorded on the Reading Record found on Teams. *You may also take a paper copy of the Reading Record which you can complete, photograph and upload to Teams or hand in on paper.*

**Comprehension** - 30 minutes comprehension task set each week.

**English** - SPaG (Spelling, Punctuation and Grammar).

20 minutes per week set on SPaG.com (via link in Teams) **plus**

20 minutes per week Spelling homework set


**Maths** - 30 minutes per week set on MyMaths.com (link in Teams) or focused Maths questions set on Teams.

**TTRockstars** - 5-10 minutes at least 3 times per week to practise times tables. There will be battles between Juniper and Elm.


Please let us know if you have any queries concerning homework. The **Year Group Team** can be contacted on the Posts page in Teams or on their dedicated email address:

[year6@stpauls-dorking.surrey.sch.uk](mailto:year6@stpauls-dorking.surrey.sch.uk)





# READING




READ! READ! READ! READ!

- Reading in School - Reading at Home.
- Children can borrow books from School or read books from home, but please check that they are appropriate for their reading level.
- Please make sure they have their current reading book with them every day.
- Reading Records - (see Homework information)
- Please encourage your child to read every night and at least twice a week aloud *with an adult* and to complete their Reading Records.
- Remember to 'sign/comment on' the Reading Record when you have read with your child.
- Parent Readers - we are always looking for parent helpers to hear reading through the entire School. Please contact the Office if you can help.





# Accelerated Reader



## What is it?

- Accelerated Reader (AR) enables us to accurately match reading books to children's current reading ability and helps teachers to assess, manage and monitor independent reading.

## *How does it work?*


- Children from years 3 - 6 have been assessed on the computers in school using Accelerated Reader.
- Each child has a colour banded book.

## *How can you check if a book from is on AR?*


- Parents can visit <http://www.arbookfind.co.uk> to search all of the available books with AR quizzes.
- If it's not there, then children can still read the book, but we encourage them to also have a book from school that is colour matched to their ability.



# Quizzing




- When your child has finished reading their book, they can take a quiz online at home. This is a really useful way of seeing what they have learnt. Quizzes are best taken **within 24 hours of finishing the book.**
- They can earn badges for the number of words read - bronze 100k, silver 500k and gold 1 million +





# How to log in



## Renaissance

See Every Student.

St Paul's CofE (Aided) Primary School

— Student Log In —

[I'm not a student](#)

Username

Please fill in this field.



Password

[Forgot Password?](#)

Login details  
are on the  
login sheet  
sent home  
this week.

**IMPORTANT** 😊

We have a microsite with Accelerated Reader so *the only* way to log on is via this link: <https://global-zone61.renaissance-go.com/welcomeportal/6712704>



- Click on 'Accelerated Reader'

Renaissance



LA

Home

Practice



Accelerated Reader

Star Assessments

English



Star Early Literacy

EL



Star Reading

R

Assignments

Showing

All Assignments


From

Everyone



No assignments at this time





- Enter the book title

REINASSANCE

Accelerated Reader

Search for Books, Articles, or Quizzes

Enter a Title, Author, Quiz Number, or Keyword

Search

Help me find a book

**Fox**



Book

By Matthew Sweeney

Gerard is affected by the usual disadvantages when he moves to a new city and starts a new school. ...


ATOS Level **4.9**  
Lexile® Level **770**  
Interest Level **MY**  
Points **4.0**  
Quiz **206374 EN**  
Language **English**

Take Quiz

- Click on 'Take Quiz'



# Spelling Homework




## Year 6 Spelling Scheme focused on Year 5/6 National Curriculum Words

- Spelling Homework will be set **weekly** on **Teams**. The children will need to learn a set of words each week and they will then be tested on these on a Thursday morning.
- Some children may start on Year 3/4 words in the first term.



# Maths Homework

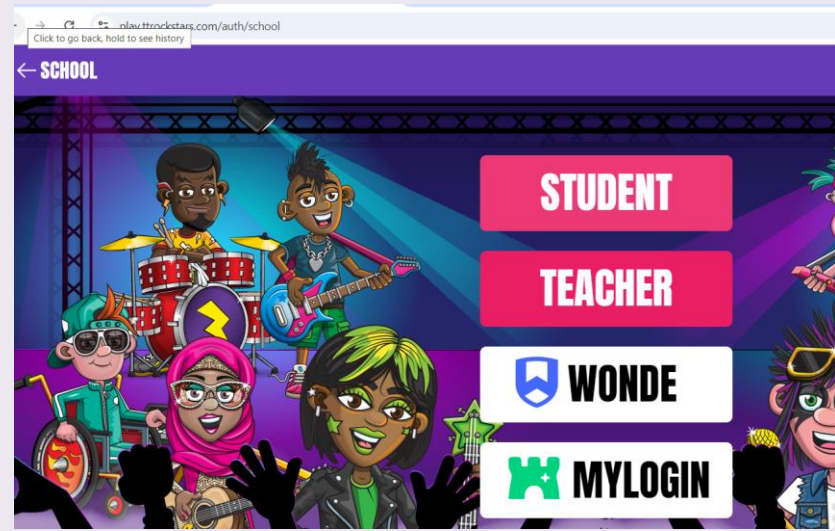



- Maths homework will be set weekly on My Maths.
- Children should also practise their timetables weekly on TT Rockstars.

- Log in at [\*\*mymaths.co.uk\*\*](https://mymaths.co.uk)
- Our school log in details are:


School username: stpauls20

School password: rectangle67





# SPaG Homework




SPaG (Spelling, Punctuation and Grammar) Homework will also be set on SPAG.com.





# Relationship Education




- RSE (Relationship and Sex Education) will be covered within PSHE lessons.
- A letter will be sent out prior to the start of the teaching.
- More information will be available on our Website under 'About Us > Curriculum > RSE'.





# OUR CLASSROOM



**Seating groups** - will move around regularly - we aim to support them to be able to work with lots of different partners to help to prepare for Secondary School).

**Different teachers** - although the children will have their main teacher, some lessons will be taught by either specialist teachers (i.e. PE = Miss George, Computing = Mrs McLeod, French = Mr Hill) or by HLTAs. This helps the children to start to get used to being taught by a range of teachers.

## **Pegs / troughs**


- **Water (Only Water, no squash etc.).** All water bottles will be sent home daily for a wash and refresh.
- **Snacks** (Only fruit or veg)
- **Please name Water Bottles and lunch boxes.**







# RESPONSIBILITIES in Year 6




- Class jobs
- School council
- Eco Group
- Sports Crew
- Prefects
- Wellbeing
- Anti-Bullying
- Stationery Shop
- Assembly Technicians
- School Ambassadors
- House Captains





# PHONES IN YEAR 6




If it is necessary for your child to bring their phone to school, please complete a permission form (available at the office or in class).


ALL Phones **MUST** be switched off at the gate and immediately handed into the class teacher.

Phones will be returned at the end of the day and must remain switched off until the children have left the School premises.





# ALLERGIES




- No nuts, kiwi or sesame
- No shellfish

Please let us know if your child develops an allergy or has an intolerance.





# MEDICAL




- Please make sure that you have spoken to the Office if your child needs medical support at School such as an inhaler or EpiPen.
- Please ensure that all Inhalers and EpiPens are clearly labelled.
- Please make sure that Inhalers and EpiPens are in date.






# PARENTS EVENINGS




- Parents evenings are notified in the Newsletter.
- Parents evenings are held in the Autumn and Spring Terms.
- There will be an additional Parents evening for Parents who have children on the SEND register.





# COMMUNICATION



If you do have any questions or queries, please contact The Year 6 Team, in the first instance, via:

- the Year 6 email address ( [Year6@stpauls-dorking.surrey.sch.uk](mailto:Year6@stpauls-dorking.surrey.sch.uk) );
- the School Office ( [info@stpauls-dorking.surrey.sch.uk](mailto:info@stpauls-dorking.surrey.sch.uk) );
- by telephone to the School Office (01306 883457); or
- by using the Contact Us form on the Website.

If the Team is not able to help, please contact:

Mrs McLeod (Phase Leader KS2);

Mrs Bryan (Deputy Headteacher); and finally

Mr Papworth (Headteacher)


via the School Office.







# WHEELS TO SCHOOL




- Pupils may ride bikes or scooters to school at parents' discretion.
- Please ensure that they wear a helmet and that it is correctly fitted and fastened.
- Children should dismount and enter through the Year 3-4 gate.
- 'Vehicles' should be left in the KS2 bike park (by the 'Star of the Week' entrance).
- Please ensure you speak to your child about taking care in the Lane and St Paul's Road East/West as there are lots of young children walking along at drop-off and pick-up time and they are un-predictable and fast!
- Bikes and scooters must not be ridden in School!






# AND FINALLY...



- We are here to help and are always happy to make time to talk with you.
- Please let us know if there is anything happening in your child's life that may affect their day at school.
- **We are always grateful to receive tissue boxes!**





Thank you!

Questions?

**Any Questions?**

